

Velvet

UNDERGLAZES



Cone 05 - Cone 10



Velvet

UNDERGLAZES

Category: Underglaze
Firing Temperature: Cone 05 - Cone 10



* Approved when applied and fired under AMACO LG-10, F-10, or HF-9 clear glazes




V-343
Chartreuse



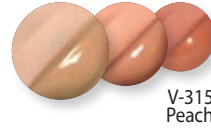
V-308
Yellow



V-391
Intense Yellow




V-309
Deep Yellow




V-315
Peach



V-350
Orange



V-388
Radiant Red



V-383
Light Red



V-389
Flame Orange



V-384
Real Orange



V-390
Bright Orange



V-304
Straw



V-387
Bright Red




V-382
Red



V-375
Maroon



V-318
Rose



V-316
Light Pink



V-323
Salmon



V-381
Amethyst



V-380
Violet



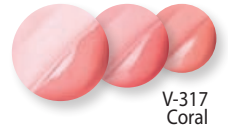
V-379
Ultra Violet



V-321
Lilac




V-324
Blush



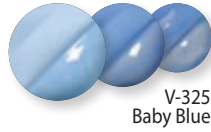
V-317
Coral



V-322
Purple



V-320
Lavender



V-325
Baby Blue



V-326
Medium Blue



V-386
Electric Blue



V-322
Teal Blue



V-333
Avocado



V-353
Dark Green



V-376
Hunter Green



V-341
Blue Green



V-336
Royal Blue



V-327
Turquoise Blue



V-354
Leaf Green



V-345
Light Green



V-372
Mint Green



V-349
Cactus



V-347
Pistachio



V-301
Ivory Beige




V-314
Chocolate Brown



V-313
Red Brown



V-385
Cinnamon



V-303
Terra Cotta



V-366
Teddy Bear Brown




V-359
Ultra White



V-360
White




V-363
Morning Fog




V-328
Iceberg Blue



V-356
Pearl Gray



V-361
Jet Black




V-370
Velour Black



V-362
Ultra Black



V-365
Slate



V-364
Elephant



Cone 05 tiles are AMACO 20-M Versa Clay.
Glazed with LG-10 Clear Transparent.
Cone 5/10 tiles are AMACO 38 White Stoneware.
Glazed with HF-9 Zinc-Free Clear.

the VELVET ADVANTAGE

- Velvety smooth, unglazed finish
- Bold, vibrant color at any cone
- Available in 2oz or 16oz jars
- Consistent, reliable results
- Fires true to wet color
- Some colors available in gallons
- Enhanced saturation under clear glaze
- Stiff - won't run when fired

FAQ

Apply to... Greenware (wet, leather-hard, or bone-dry ware) or bisqueware

Fire to... Cone 05 - Cone 10

Note: Velvets are formulated to be most vibrant between Cones 05 and 5. Most Velvets will maintain their vibrant color all the way up to Cone 10, but some pigments will burn out at higher temperatures.

Food safe? Yes. All Velvet Underglazes hold an approved food safety status when applied and fired under an approved clear glaze (AMACO LG-10, F-10, or HF-9).

competitor COMPARISON

See how AMACO Velvet Underglazes look compared to our leading competitors.



PRO TIP

AMACO Velvet Underglazes can be dried out and applied like a thick printing and screening ink! Check out the AMACO "Positive and Negative Printmaking with Underglazes" lesson plan for instructions.

1) Pour




2) Thicken



3) Roll



4) Print



Find this technique and more at
www.amaco.com/projects!

TECHNIQUES


- Painting / Brushwork
- Mishima
- Screenprinting
- Staining
- Sgraffito
- Transfer
- Stamping
- Illustration

LAYERING


You can layer AMACO Opalescent glazes over Velvet Underglazes for brilliant pops of color and colorful combinations! This technique is most dynamic on textured surfaces.



O-26 Turquoise
over V-353 Dark
Green



O-52 Fuchsia
over V-386
Electric Blue



O-20 Bluebell
over V-391
Intense Yellow



O-30 Autumn
Leaf over V-380
Violet

get INSPIRED

Check out these professional artists using AMACO Velvet Underglazes in a variety of interesting ways.



Painterly Details
Nikki Mizak



Surface Staining
Travis Winters



Sgraffito
Sue Tirrell



Pops of Color
Sean Patrick O'Connell



Graphic Detailing
Molly Hatch

INSPIRATION

Want more? Check out these artists, as well!

- Heesoo Lee
- Mark Errol
- Roberto Lugo
- Kip O'Krongly
- Christopher Dufala
- Jason Burnett
- Paul Wandless
- Chandra DeBuse
- En Iwamura
- Meredith Host

Questions? Call (800) 374-1600